



DELHI PUBLIC SCHOOL, PAKUR (JH)

















Dear Students,

Vacations are the most attractive and desirable part of school life! It is time again for a fun filled and relaxing summer break. However, during the scorching summer month, when you are locked up inside your homes, time must be spent meaningfully and interestingly. Keeping this in view, we have assigned Holiday Homework for you so that you remain connected with your studies. Also have lots of fun by pursuing your hobbies and enjoying yourselves with the family.







SUGGESTED DO'S IN SUMMER BREAK:

✓ Do's:

-  • Have Fun with your family at home.
-  • Try to engage yourself with some indoor games.
-  • Try to develop a kitchen garden on your own with the help of your parents.
-  • Try to indulge in your hobby like music, dance, painting, collection of leaves, making kites, etc.
-  • Eat healthy and nutritious food and drink lots of water and hydrating liquids.
-  • Eat Vegetables and one Fruit minimum every day.
-  • Wash your hands with soap, before and after taking food.
-  • Give some time to your grandparents. Find out about your family tree, roots and culture from them.
-  • Get up early and go for jogging everyday with your Papa and Mummy or Grand Parents.
-  • Help your parents in doing their house hold work.
-  • Read Newspaper if possible in English every day.
-  • Learn how to make minimum 3 dishes at your home from your mummy (Not for Nur To class II).
-  • Make a rough N.B. Learn and write 5 typical words of English their meaning and their usages.
-  • To improve your handwriting kindly write one page of English and Hindi cursive Handwriting.
-  • Complete your holiday Home work in a very neat and clean Handwriting.
-  • Trim your Hair and Nails at regular Interval.



✗ Don'ts:

-  • Consume oily and junk food.
-  • Spend too much time with computer and mobile games.
-  • Lend your note books/books to others.
-  • Waste your time roaming here and there in scorching heat.



Note:-

- This Holiday Home Work will be taken into consideration as a subjective enrichment activity. Hence, everyone is mandatory to submit the assignments after the reopening of the school.
- The summer vacation commences from **15th May 2026 to 14th June 2026**. The School will re-open on **15th June 2026** with summer timings i.e. **7:00 a.m. to 1:00 pm** till further notifications.



HAPPY HOLIDAYS

J.K.Sharma
Principal
Delhi Public School,
Pakur-816107
(Jharkhand)

HOLIDAY HOMEWORK

CLASS-SIX

SESSION - 2026-27

SUBJECT	No	Activity/Project
ENGLISH (Any Three)	1	PROJECT FILE (Compulsory) Topic: "Gender Equality Begins a Home" Prepare a project file (10-12 pa totally printed (not hand written) including: Cover Page Certificate Acknowledgement Index page with chapters including - Introduction Meaning of gender equality Importance of Gender Equality In family In school In society Role Models Paste/draw pictures and write 5 lines each on any two inspiring personalities: Kalpana Chawla Mary Kom Malala Yousafzai Mahesh Pattani Conclusion Write what students can do to promote equality. Bibliography Mention books/websites used

	2	<p>ENGLISH SUBJECT ENRICHM Activity: Speech Writing & Recita Topic:</p> <p>"Boys and Girls Deserve Equal Opportunities"</p> <p>Instructions</p> <p>Write a speech in 150-200 words using attractive images and drawings in a A3 size chart paper.</p> <p>Practice and recite it confidently at home. Include:</p> <p>Importance of equality</p> <p>Respect for everyone</p> <p>Equal education and opportunities</p> <p>Decorate the page with drawings/ slogans.</p>
	3	<p>POSTER MAKING</p> <p>Make a attractive and beautiful poster signifying the theme of Gender Equality: A Comparitive Analysis of the conditions of women of Pre and Post independence period.</p>

	4	<p>ART INTEGRATED ACTIVITY</p> <p>Activity: Poster & Slogan Making Topic:</p> <p>"Equal Rights, Equal Dreams"</p> <p>Instructions</p> <p>Make a colourful poster on A4/chart paper.</p> <p>Add:</p> <p>Minimum 3 slogans</p> <p>Relevant drawings</p> <p>Messages promoting equality and respect</p> <p>Sample Slogans</p> <p>"Equality is Strength."</p> <p>"Let Every Child Dream Big."</p> <p>"Share Respect, Share Responsibilities." Optional Bonus Activity</p> <p>Students may watch/read stories about inspiring women and men who broke stereotypes and write a short reflection</p>
<p>HINDI (Any Three)</p>	1	<p>“□□□ □□□ □□□□□□□□□□ □□□□/□□□□” □□□□ पर □□□□□ □□ आप□□□□□□□□ □□□ □□□□□□□□ □□□□ □□□□ </p>
	2	<p>□□□□□□ □□□□□□ पर एक □□□□□□ और □□□□□□ □□□□□ □□□□□□ (A4 □□□□□□ □□□□□ पर □□□□□ □□□□□□ □□□□□□)</p>
	3	<p>□□□, □□□□□□□□, □□□□□, और □□□□□□□□ □□□ □□□□□□□□ □□ □□□□□□ □□ □□□□□ □□□□□□ (150 – 200 □□□□□)</p>
	4	<p>□□□□□□ और □□□□□□/□□□□□□□ □□ □□□ □□□□□□ □□□□□□ पर □□□□□□ □□□□□□ □□□□□□ </p>
<p>MATHS (Any Three)</p>	1	<p>CH -2</p> <p>DRAW AND WRITE VISUALISING NUMBER SEQUENCES USING PICTURES IN YOUR NOTEBOOK.</p>
	2	<p>DO CASE STUDY OF PAGE NO. 24 OF YOUR TEXT BOOK IN YOUR COPY.</p>

	3	DRAW ROMAN NUMERAL FROM 1 -20 ON A CHART PAPER WITH MATCHSTICKS.
	4	WRITE THE STEPS OF KOCH SNOWFLAKE SEQUENCE IN YOUR NOTEBOOK.
	5	WRITE THE PROPERTIES OF ADDITION WITH EXAMPLE IN YOUR NOTEBOOK.
SCIENCE (Any Three)	1	Plant Parts We Eat - Collect pictures of plants and classify edible parts as root, stem, leaf, flower, fruit, and seed.
	2	Shadow Observation Project - Observe the length of your shadow at different times of the day and record changes in a table.
	3	Constellation Chart - Collect information and pictures of important constellations and prepare a night-sky chart.
	4	
SOCIAL SCIENCE (Any Three)	1	Importance of Gender Equality Write a short project on why boys and girls should get equal rights and opportunities.
	2	Gender Equality at Home and School Observe daily life and list ways family members and students can share responsibilities equally.
	3	Famous Personalities Who Supported Equality Prepare a scrapbook on leaders and reformers who worked for equal rights for men and women.
	4	Equal Opportunities for All Collect pictures or newspaper cuttings showing boys and girls participating equally in sports, education, and jobs.
SANSKRIT (Any Three)	1	Inspirational Personality Project (□□□□□□□□□□- □□□□□□□□□□) Collect information about one famous man and one famous woman who contributed to society. Write: Name, Work, Why they are inspiring *Use simple Sanskrit words and English explanations.

	2	Picture Collage Activity (□□□□□-□□□□□□□□) Collect pictures from newspapers/magazines showing girls and boys: studying, playing, helping at home, working together and Paste them and write Sanskrit captions.
	3	Badge & Bookmark Making (□□□□□ □□□□□□□□□□) Make: Equality badges, Sanskrit bookmarks with short messages.
	4	Comic Strip Activity (□□□□□□□□□-□□□□□□□□□□) Create a small comic strip showing: "Boys and girls helping each other." Write short dialogues in Sanskrit.
Health and Physical Education (Any Three)	1	The History of the Olympic Games : Explore how the games began in Ancient Greece and how they transformed into the massive international event we see today.
	2	Yoga-Induced Flexibility and Injury Mitigation : Examine the relationship between muscle elasticity and injury prevention.
	3	Comparative Analysis: Yoga vs Traditional Static Streching : Conduct a critical review of literature to determine if yoga's dynamic , mindful approach to lengthening muscles is superior to traditional static stretching in terms of preventing muscle tears and enhancing subsequent poser output
	4	4. The Globalization of Kabaddi : Trace the transition of Kabaddi from a rural indigenous pastime to a televised professional sport.
ARTS AND CRAFTS (Any Three)	1	Equality Tree - Create a large tree where leaves contain messages about equal rights.
	2	Create a collage on "Boys and Girls Can Do Anything" - Use magazine cuttings/drawings to break stereotypes.
	3	Create a symbolic artwork - Half-boy half-girl creative portrait symbolizing equality.
	4	Create an *Equality Badge Making* - Design badges with equality symbols and awareness slogans.